



### District Report Card: 2017


<b>State:</b> Tripura	<b>District:</b> Gomati
<b>Class:</b> 5	<b>Subject:</b> Language
<b>Schools:</b> 59	<b>Students:</b> 989


### Participation/Coverage


#### Students

 GENDER	Boys		Girls	
	Number	%	Number	%
	487	49.24	502	50.76

 AREA	Rural		Urban	
	Number	%	Number	%
	888	89.79	101	10.21

 CATEGORY	SC		ST		OBC		GEN	
	Number	%	Number	%	Number	%	Number	%
	193	19.51	368	37.21	212	21.44	216	21.84

 CWSN	LD	VI	HI	S&LD	ID	Oth
	0	0	1	0	0	0

 Management	Government		Government-aided	
	Number	%	Number	%
	960	97.07	29	2.93

### Average Performance of Students in Language (%)

Overall	Gender		Area		Management		Social Group			
	Male	Female	Rural	Urban	Govt.	Aided	SC	ST	OBC	GEN
57.22	55.96	58.45	57.18	57.62	57.60	44.83	58.24	51.59	63.33	59.91

### Performance on Learning Outcomes (LOs)

Learning Outcomes	Description	Average Performance(%)
L504	Reads and comprehends independently storybooks, news items/ headlines, advertisements etc.	51.37
L508	Reads text with comprehension, locates details and sequence of events	60.15

Range of Performance of Students who Answered Correctly							
Below 30%		30% - 50%		50% - 75%		Above 75%	
Number	%	Number	%	Number	%	Number	%
123	12.44	240	24.27	404	40.85	222	22.45

### Lowest Performing Learning Outcomes (LOs)

- 1 - Reads and comprehends independently storybooks, news items/ headlines, advertisements etc. (51.37)
- 2 - Reads text with comprehension, locates details and sequence of events (60.15)